



---


## DESCRIPTION

<b>Typology</b>	Sideboard
<b>Structure</b>	Panel of wooden particles in veneer
<b>Top</b>	Panel of wooden particles in veneer or marble
<b>Feet</b>	Aluminium painted
<b>Shelf</b>	Glass
<b>Drawers structure</b>	Panel of wooden particles melamine

---


## DIMENSIONS

### Two leaf doors, drawer and open compartment




2128  
83 3/4"


680  
26 3/4"



548  
21 1/2"




### Two leaf doors and two drawers




2128  
83 3/4"


680  
26 3/4"



548  
21 1/2"




## Two leaf doors and three drawers




2128  
83 3/4"


855  
33 3/4"



548  
21 1/2"

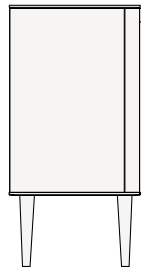


## Two leaf doors

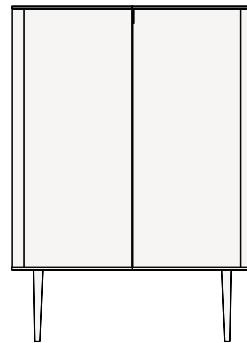


1018  
40"

1100  
43 1/4"




548  
21 1/2"

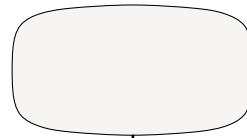
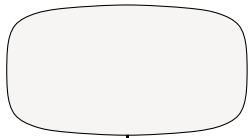


1018  
40"

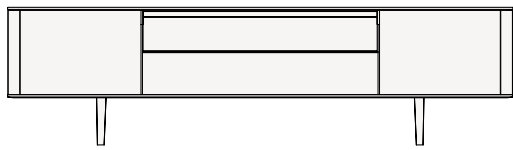
1400  
55"



548  
21 1/2"

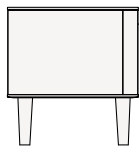


## Two leaf doors, drawer and open compartment




2128  
83 3/4"

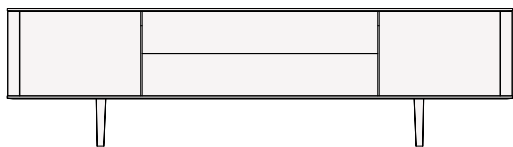
580  
22 3/4"



548  
21 1/2"

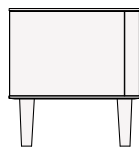


## Two leaf doors and two drawers




2128  
83 3/4"


580  
22 3/4"



548  
21 1/2"




## Two leaf doors and three drawers




2128  
83 3/4"

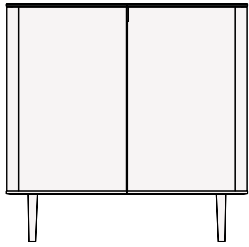
755  
29 3/4"



548  
21 1/2"




## Two leaf doors




1018  
40"

1000  
39 1/4"




548  
21 1/2"



1018  
40"

1300  
51 1/4"



548  
21 1/2"

