

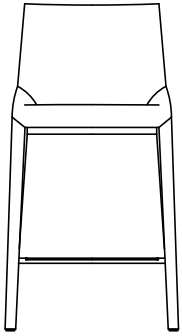


DESCRIZIONE

Tipologia	Sgabello
Struttura	Metallo rivestito in cuoio
Seduta / Schienale	Rivestimento di cuoio con inserto in metallo, sottosedile in poliuretano integrale
Poggiapiedi	Metallo
Caratteristiche	Punzonatura estetica (broguering) perimetralmente alla seduta
Rivestimento finale	Cuoio non sfoderabile


DIMENSIONI

Sgabello basso



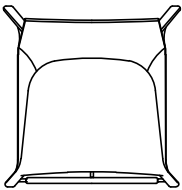
500
19 3/4"

930
36 1/2"




640
25 1/4"

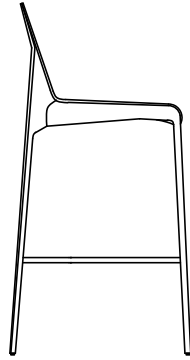
520
20 1/2"



Sgabello alto



1000
39 1/4"



710
28"

500
19 3/4"

520
20 1/2"

