

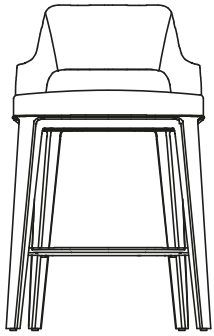


DESCRIZIONE


Tipologia	Sgabello
Struttura	Legno massello
Seduta / Schienale	Parti in poliuretano flessibile a quote differenziate e parti in poliuretano flessibile stampato
Prerivestimento	Fibra di poliestere
Rivestimento finale	Tessuto o pelle sfoderabile
Poggiapiedi	Metallo verniciato

DIMENSIONI

Sgabello basso



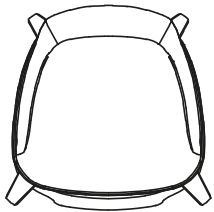
850
33 1/2"



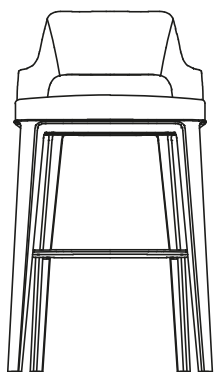
630
24 3/4"

550
21 3/4"

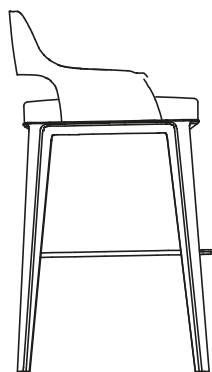
550
21 3/4"



Sgabello alto



960
37 3/4"



750
29 1/2"

550
21 3/4"

550
21 3/4"

