



????????

????????

????????????, ????????? ? ? ? ? ? ? ? ?

????????????

???????? ? ? ? ? ? ? ? ? Hand Loom

????????

????

????????


???????? ? ? ? ? ? , 50 % ????????? ? ? ? ? ? 50 % ????????? ? ? ? ? ?

???? ? ? ? ? ?


3/4 ? ?

????????

Structure item




2400-3000-4000
94 1/2"-118"-157 1/2"



3000
118"


3000
118"

1700-2300-3000
67"-90 1/2"-118"



Ø 2500
94 1/2"

???? ???????



Caladon



Natural

