




DESCRIPTION

Typology	Stools
Legs	Solid wood or metal covered in hide
Seat	Metal structure covered in hide, under seat in integral polyurethane
Footrest	Stainless steel
Features	Broguing along the seat profile
Final cover	Not removable cover in hide


DIMENSIONS

Low stool



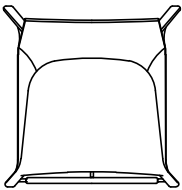
500
19 3/4"

930
36 1/2"




640
25 1/4"

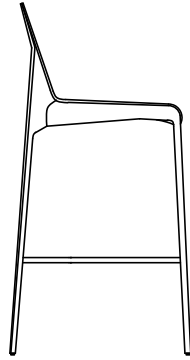
520
20 1/2"



High stool



1000
39 1/4"



710
28"

500
19 3/4"

520
20 1/2"

