



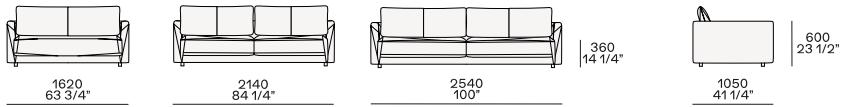
DESCRIPTION

| | |
|-------------------------------|--|
| Typology | Sofas |
| Structure | Moulded flexible polyurethane |
| Feet | Plastic or painted metal |
| Seat cushion | Flexible moulded polyurethane |
| Seat cushion pre-cover | Parts in cotton cloth and feather and parts in polyester padding |
| Cushion comfort | Feather with insert in flexible polyurethane and pre-cover in cotton |
| Backrest front cushion | Solotex, with pre-cover in cotton cloth |
| Backrest back cushion | Flexible polyurethane, with pre-cover in polyester padding |
| Optional cushions | Feather, with pre-cover in cotton |
| Final cover | Removable cover in fabric or leather |

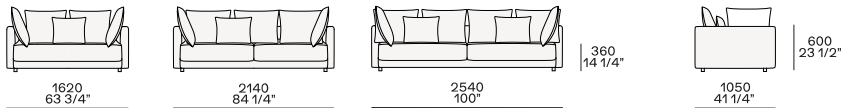
DIMENSIONS

Sofas

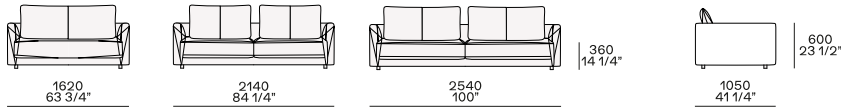
Single or double backrest cushion



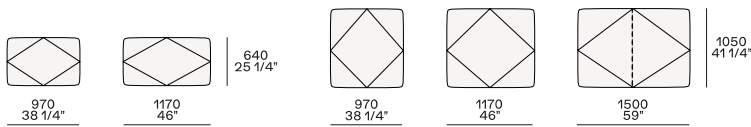
Loose cushions



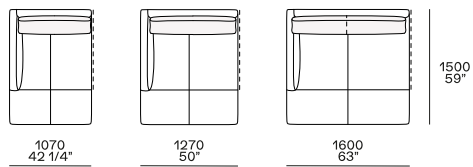
Backrest cushion comfort



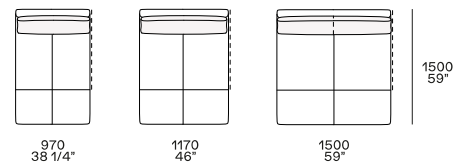
Freestanding elements



Chaise longue



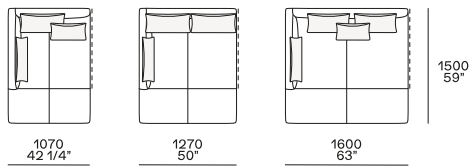
Day Bed



Freestanding or end unit

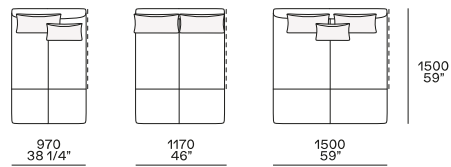
Freestanding, end unit or central unit

Day Bed



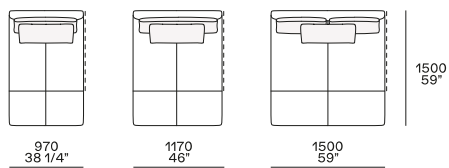
Freestanding, end unit or central unit

Chaise longue



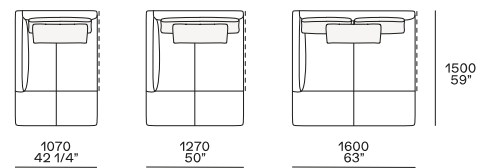
Freestanding or end unit

Day Bed



Freestanding or end unit

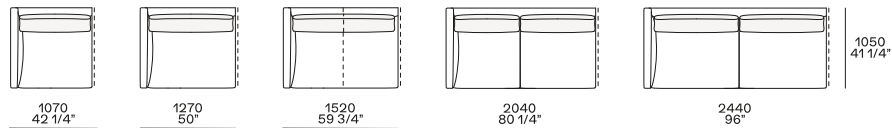
Day Bed



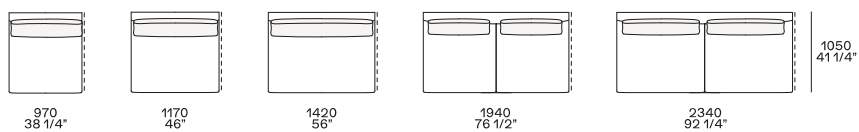
Freestanding, end unit or central unit

Components

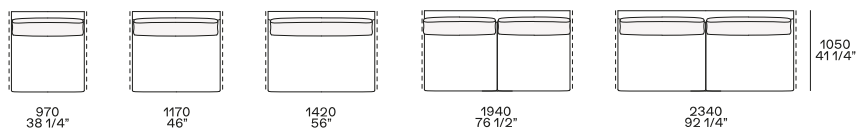
Lt-rt end unit



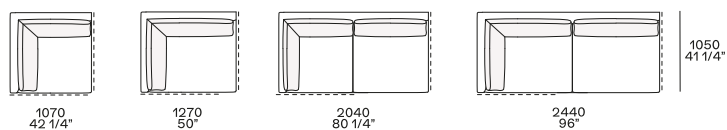
Lt-rt end unit whitout arm



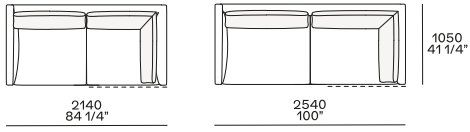
Central unit



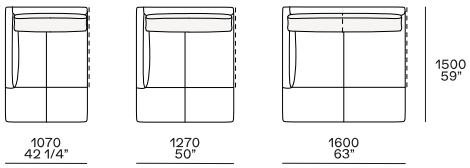
Lt-rt corner unit



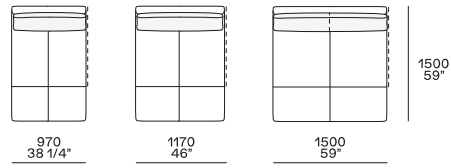
Lt-rt corner end unit



Chaise longue

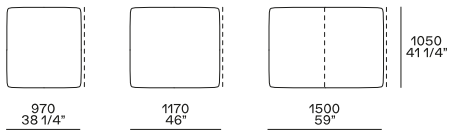


Day Bed



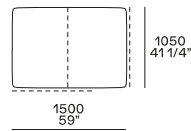
Freestanding or end unit

Lt-rt end unit pouf

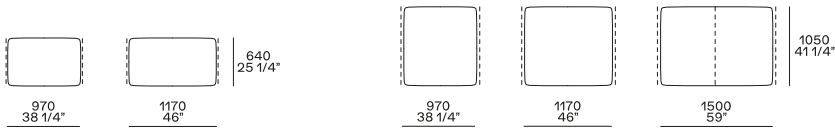


Freestanding, end unit or center unit

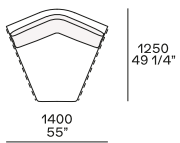
Lt-rt corner pouf



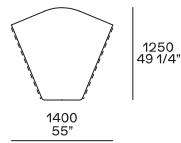
Central unit pouf



Angled unit



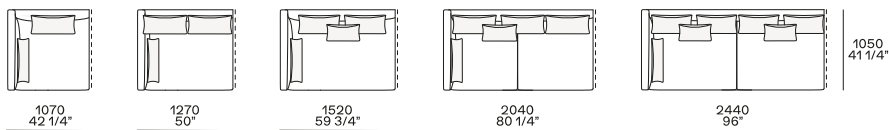
Angled unit pouf



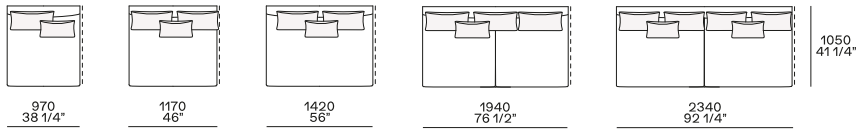
End unit, central or corner unit

End unit, central or corner unit

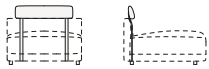
Left-right terminal



Terminal without left-right armrest

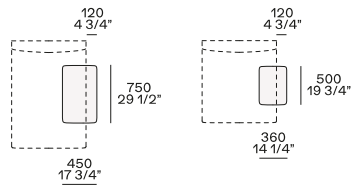


Headrest



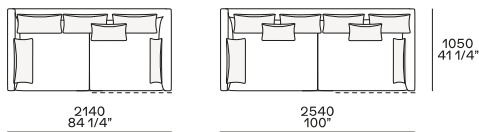
Width 29 1/2" - only with double cushion

Fixed arm h 19"

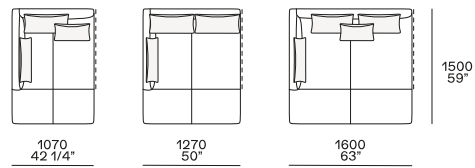


For Day Bed unit, for end unit without arm

Lt-rt corner end unit

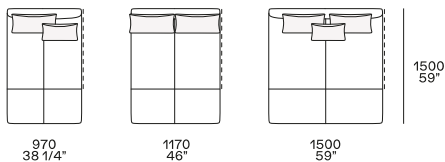


Chaise longue



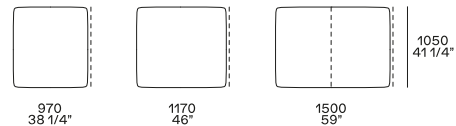
Freestanding or end unit

Day Bed

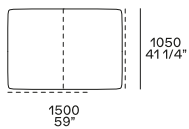


Freestanding, end unit or central unit

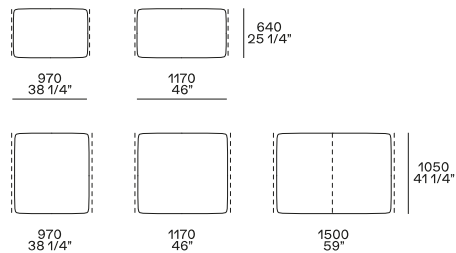
Lt-rt end unit pouf



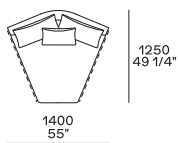
Lt-rt corner pouf



Central unit pouf

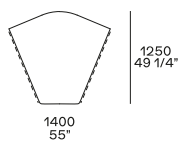


Angled unit



End unit, central or corner unit

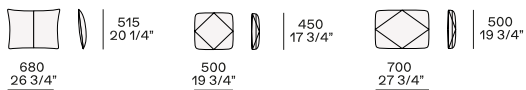
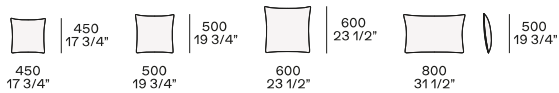
Angled unit pouf



End unit, central or corner unit

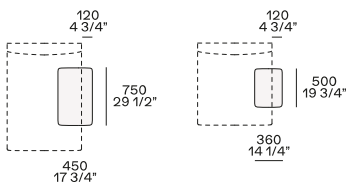
Cushions and optional elements

Optional cushions



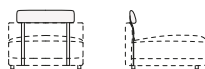
Supersoft, with band, lower back

Fixed arm h 19"



For Day Bed unit, for end unit without arm

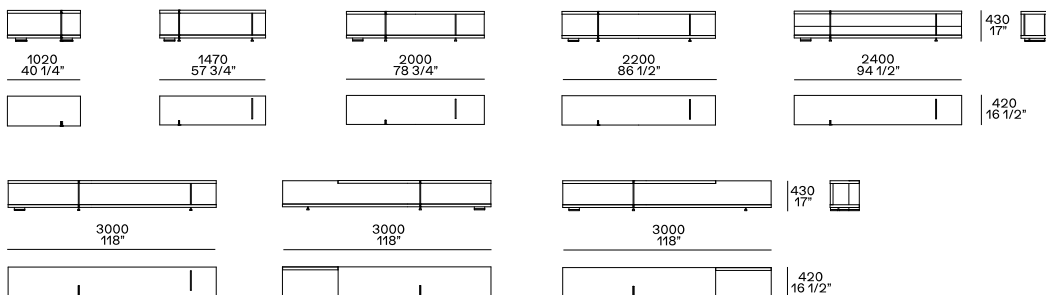
Headrest



Width 29 1/2" - only with double cushion

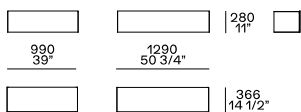
Bristol System

Element to be placed at the back of the sofa



The use of Bristol System furniture is not recommended with Bristol sofa h 26 3/4".

Storage unit flap door or drawer



Freestanding coffee table

