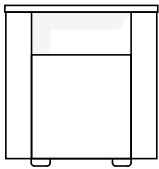




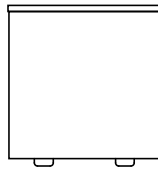
DESCRIPTION

Typology	Night complements
Structure and back panel	Panel of wooden particles in veneer, lacquer
Top	Panel of wooden particles in veneer, lacquer, covered in hide colours or marble
Drawer front	Panel of wooden particles in veneer
Edge	Veneer on visible edges and melamine decorative paper on the other sides
Drawer structure	Panel of wooden particles faced melamine
Feet	Plastic

DIMENSIONS

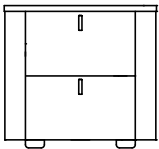


525
20 3/4"

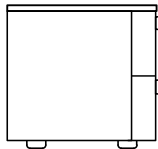


Ø 485
19"

One drawer and one open compartment




450
17 3/4"




Ø 485
19"

Two drawers



780
30 3/4"



1665
65 1/2"

570
22 1/2"
