



介绍

扶手椅

漆面铸铝

搭配柔性且密度不同的聚氨酯组件的柔性模塑聚氨酯以及聚酯絮状物预包覆层


可拆卸织物或皮革

样品颜色的罗缎周边装饰嵌件

可以按需选装不同类别的织物 皮革包覆层(座椅/包边)


尺寸

Poliform_poltrone_GENTLEMAN_RELAX_635px_Tavola disegno 1

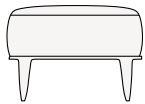
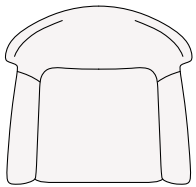


780
30 3/4"

870
34 1/4"

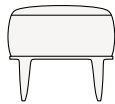


750
29 1/2"

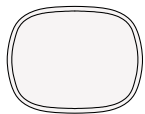


570
22 1/2"

400
15 3/4"



450
17 3/4"



570
22 1/4"

450
17 3/4"