



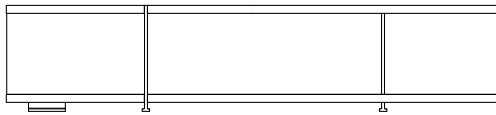
介绍

橱柜和书柜

镶贴、漆面或大理石刨花板

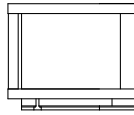
漆面铝

## 尺寸

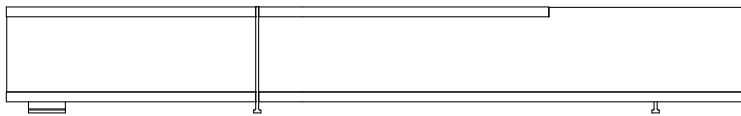


2000-2200-2400  
78 3/4"-86 1/2"-94 1/2"

530  
20 3/4"

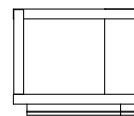


520  
20 1/2"

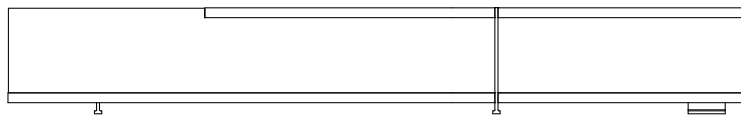



3000  
118"

430  
17"

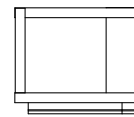


520  
20 1/2"



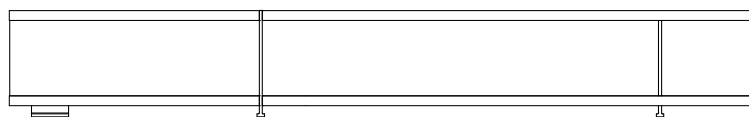
3000  
118"

430  
17"



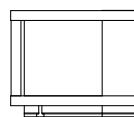
520  
20 1/2"






3000  
118"

430  
17"



520  
20 1/2"



490  
19 1/4"

373  
14 3/4"



452  
17 3/4"




990  
39"

380  
15"



466  
18 1/4"






990-1290  
39"-50 3/4"

280  
11"

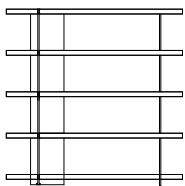


466  
18 1/4"

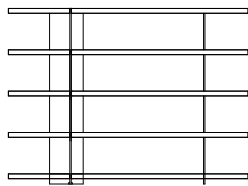


## 翻门或抽屉

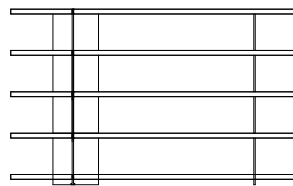
### h 1465



1470  
57 3/4"



2000-2200  
78 3/4"-86 1/2"



2400  
94 1/2"



1465  
57 3/4"



416  
16 1/2"

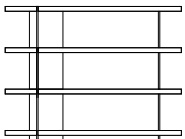


416  
16 1/2"




416  
16 1/2"


### h 1120



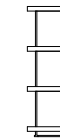
1470  
57 3/4"



2000-2200  
78 3/4"-86 1/2"



2400  
94 1/2"



1120  
44"



416  
16 1/2"

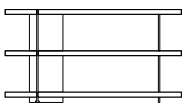


416  
16 1/2"

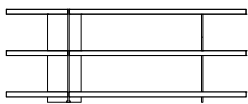


416  
16 1/2"

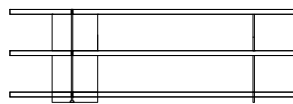
### h 775



1470  
57 3/4"




2000-2200  
78 3/4"-86 1/2"




2400  
94 1/2"




775  
30 1/2"



416  
16 1/2"



416  
16 1/2"



416  
16 1/2"



990  
39"



---

280  
11"



366  
14 1/2"

---



1290  
50 3/4"

---

280  
11"



366  
14 1/2"

---

