



## 介绍

组合沙发

柔性模塑聚氨酯

塑料或涂漆金属

柔性成型聚氨酯

棉质帆布，羽绒以及聚酯纤维部件

羽毛与软质聚氨酯填料和棉预包覆层

Solotex，含棉帆布预包覆层

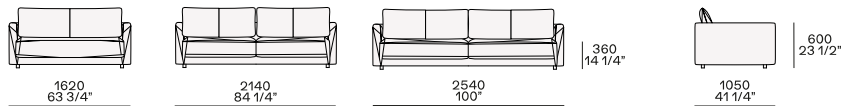
柔性聚氨酯，搭配聚酯纤维预包覆层

羽毛，搭配棉预包覆层

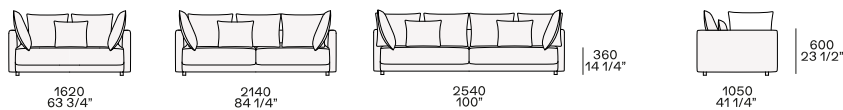
可拆卸织物，皮革

## 尺寸

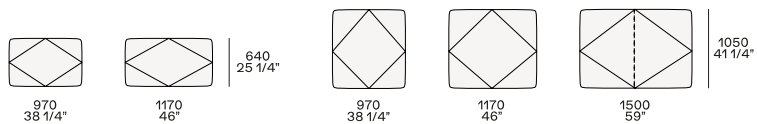
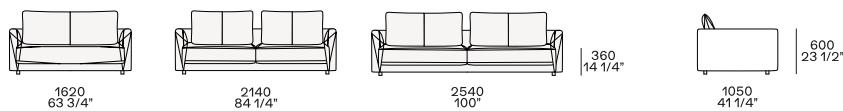
### 双靠垫或单靠垫



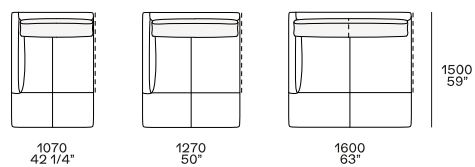
### 活动靠垫



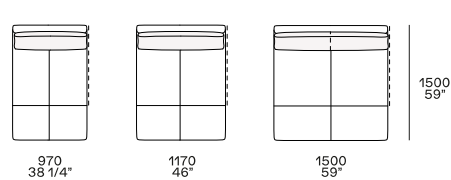
### 舒适靠垫



### 贵妃椅



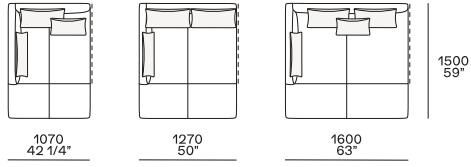
### 沙发床



中置或末端使用

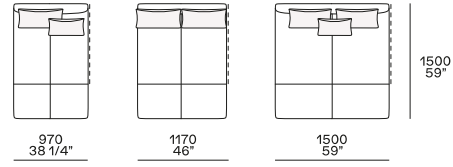
中置、末端或中央使用

## 贵妃椅



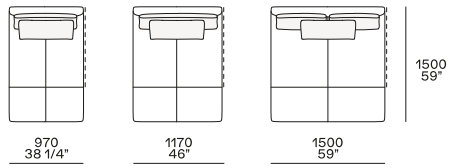
中置或末端使用

## 沙发床



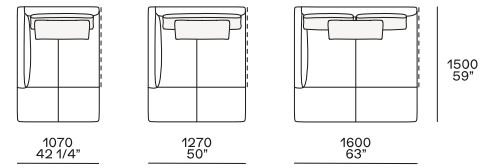
中置、末端或中央使用

## 贵妃椅



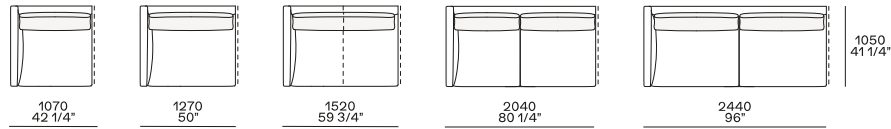
中置或末端使用

## 沙发床

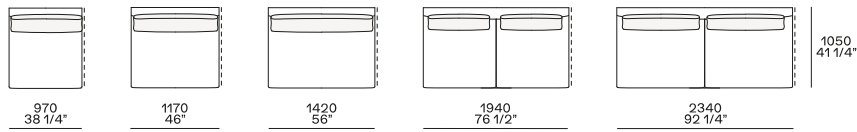


中置、末端或中央使用

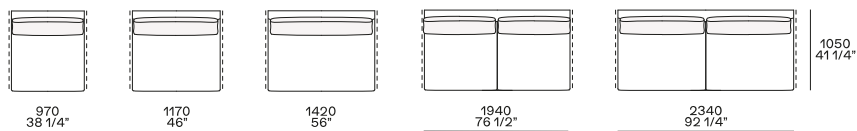
## 左右末端



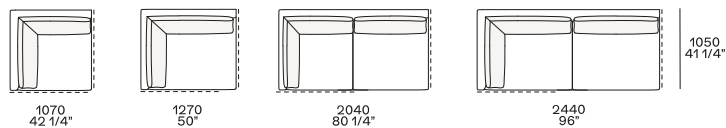
## 不带左右扶手的末端



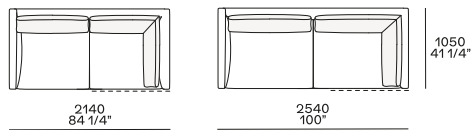
## 中央



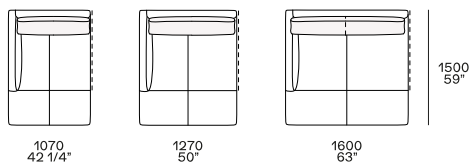
## 左右角



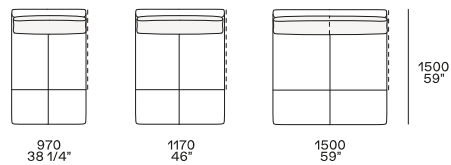
左右角末端



贵妃椅



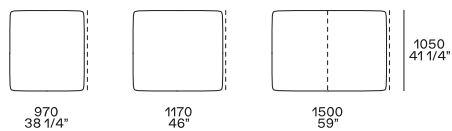
沙发床



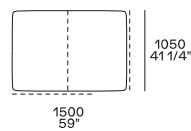
中置或末端使用

中置、末端或中央使用

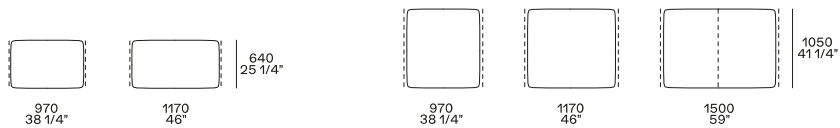
左右末端墩凳



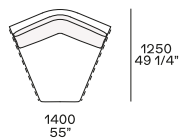
左右角墩凳



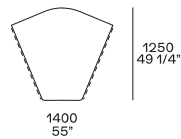
中央墩凳



倾斜元素



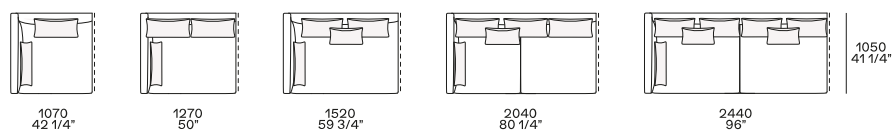
倾斜墩凳陈设



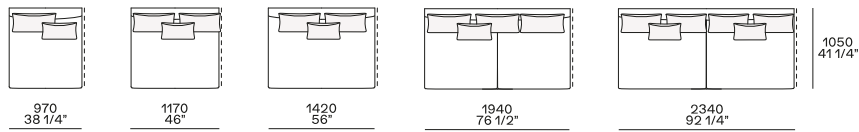
末端、中央或角落

末端、中央或角落

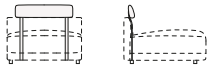
左右末端



## 不带左右扶手的末端

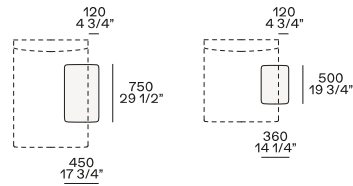


## 头枕



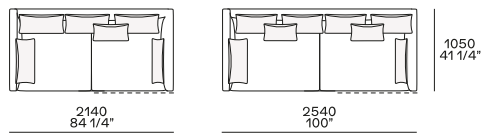
宽度750mm - 仅搭配双靠垫

## 固定扶手 高度482

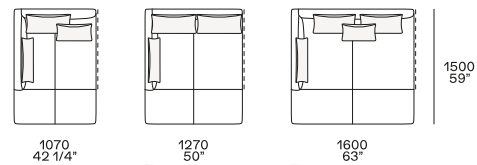


针对沙发床陈设, 针对不带扶手的末端

## 左右角末端

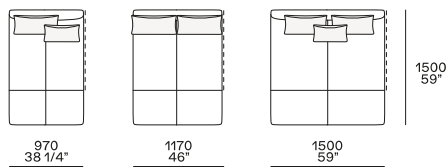


## 贵妃椅

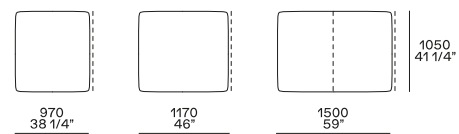


中置或末端使用

## 沙发床

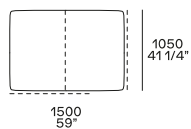


## 左右末端墩凳

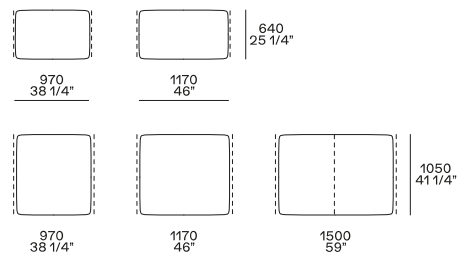


中置、末端或中央使用

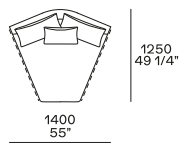
## 左右角墩凳



## 中央墩凳

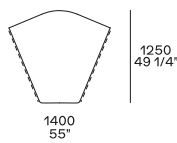


## 倾斜元素



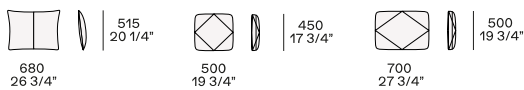
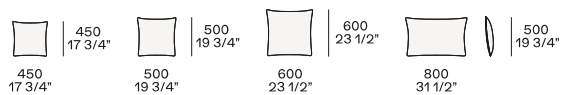
末端，中央或角落

## 倾斜墩凳陈设



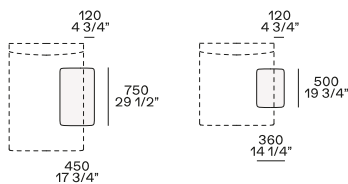
末端，中央或角落

## 选装坐垫



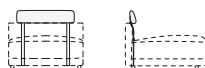
超柔软，束带，腰撑

## 固定扶手 高度482



针对沙发床陈设，针对不带扶手的末端

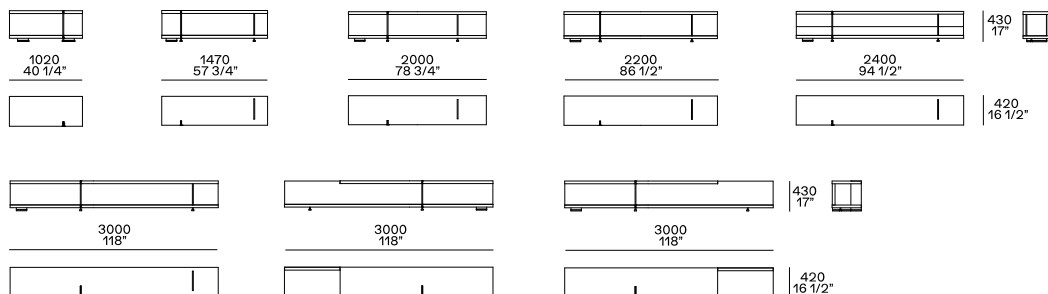
## 头枕



宽度750mm - 仅搭配双靠垫

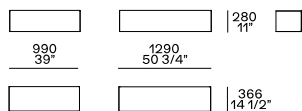
## Bristol

### 沙发后置陈设



不建议以对齐为理由 将其余胡沙发陈设与Bristol沙发(高度680) 搭配使用。

### 带翻转门或抽屉的柜子



中置小茶桌

