



## 介绍

扶手椅

双密度柔性模塑聚氨酯

双密度柔性模塑聚氨酯

塑料材料滑块或旋转底座

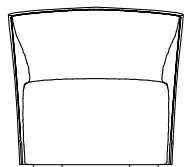
棉帆布搭配内填羽绒，部分为接合聚酯纤维

可拆卸织物或皮革

分为两种缝线，样品色彩中的普通双缝线或绳结缝线

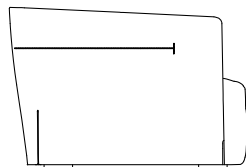
罗缎外围封边，颜色与绳结缝线相同

## 尺寸



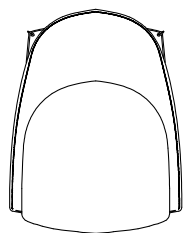
700  
27 1/2"

640  
25 1/4"

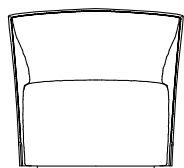


950  
37 1/2"

380  
15"

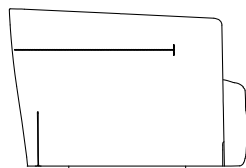


## Copertura del fondo della piega



700  
27 1/2"

640  
25 1/4"



950  
37 1/2"

380  
15"

