




BESCHREIBUNG

Typologie	Anrichte
Struktur	Holzspanplatte furniert
Platte	Holzspanplatte furniert - Marmor
Füße	Aluminium lackiert
Fachboden	Glas
Schubladenstruktur	Holzspanplatte mit Melaminbeschichtung


ABMESSUNGEN

Zwei Drehtüren, eine Schublade, ein offenes Fach



2128
83 3/4"


680
26 3/4"



548
21 1/2"

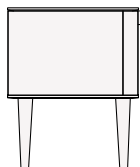


Zwei Drehtüren und zwei Schubladen



2128
83 3/4"


680
26 3/4"



548
21 1/2"




Zwei Drehtüren und drei Schubladen




2128
83 3/4"


855
33 3/4"



548
21 1/2"

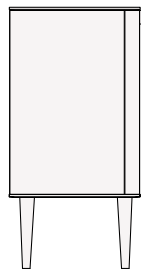


Zwei Drehtüren

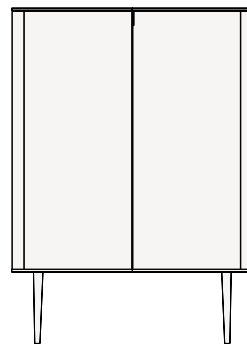
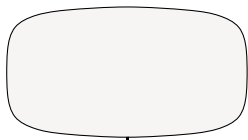


1018
40"

1100
43 1/4"




548
21 1/2"

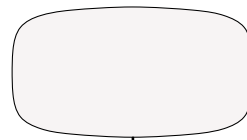


1018
40"


1400
55"



548
21 1/2"

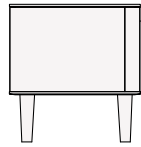


Zwei Drehtüren, eine Schublade, ein offenes Fach

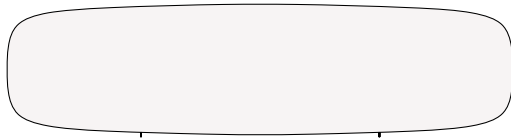


2128
83 3/4"

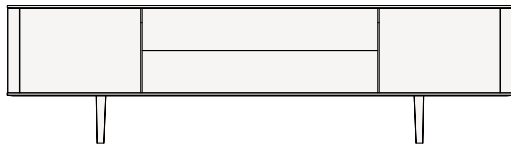
580
22 3/4"



548
21 1/2"

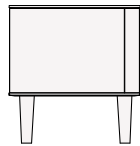


Zwei Drehtüren und zwei Schubladen

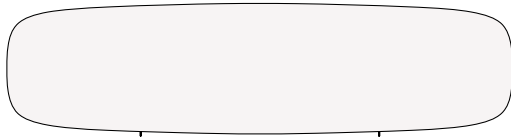


2128
83 3/4"


580
22 3/4"



548
21 1/2"




Zwei Drehtüren und drei Schubladen




2128
83 3/4"

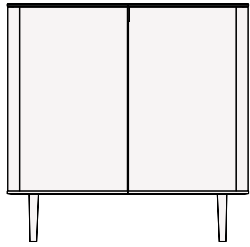
755
29 3/4"



548
21 1/2"




Zwei Drehtüren




1018
40"

1000
39 1/4"




548
21 1/2"



1018
40"

1300
51 1/4"



548
21 1/2"

