

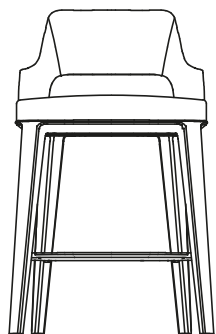


DESCRIPTION


Type	Tabouret
Structure	Bois massif
Assise/dossier	Pièces en polyuréthane souple de différentes densités et pièces en polyuréthane souple moulé
Premier revêtement	Fibre de polyester
Revêtement final	Tissu ou cuir amovible
Repose-pieds	Métal peint

DIMENSIONS

Tabouret bas



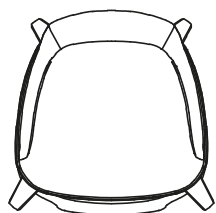
850
33 1/2"



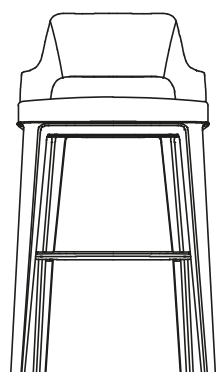
630
24 3/4"

550
21 3/4"


550
21 3/4"



Tabouret haut



960
37 3/4"



750
29 1/2"

550
21 3/4"

550
21 3/4"

