

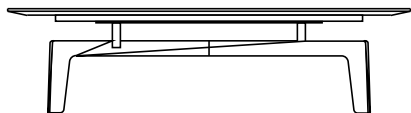


DESCRIPTION

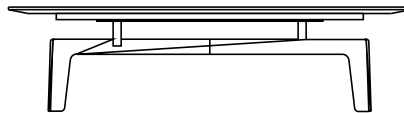
Type	Table basse
Structure	Tôle de 10 mm d'épaisseur, peinte
Plateau	Panneau de fibres de moyenne densité plaqué ou marbre

DIMENSIONS


Hauteur mm 300



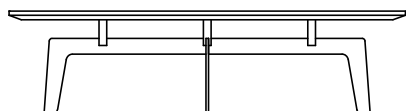
300
11 3/4"



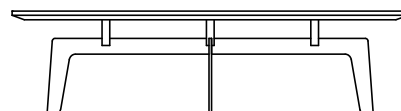
1230
48 1/2"




1230
48 1/2"

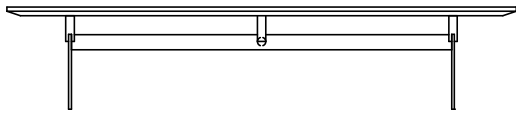


300
11 3/4"

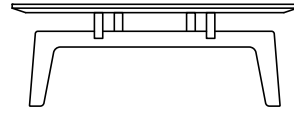


Ø 1230
48 1/2"






300
11 3/4"



1500
59"



840
33"

Hauteur mm 505



505
20"

Ø 500
19 3/4"

