

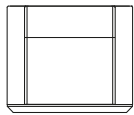


---

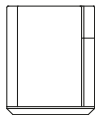
## DESCRIPTION

<b>Typology</b>	Night complements
<b>Structure</b>	Panel of wooden particles veneered
<b>Top</b>	Panel of wooden particles veneered - lacquer - covered in hide - marble
<b>Upper shelf</b>	Glass
<b>Drawer structure</b>	Panel of wooden particles with melamine
<b>Feet</b>	Painted metal

## DIMENSIONS




520  
20 1/2"




600  
23 1/2"

412  
16 1/4"



590  
23 1/4"




600  
23 1/2"

412  
16 1/4"




590  
23 1/4"




600  
23 1/2"

412  
16 1/4"




1400  
55"

740  
29 1/4"

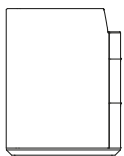


560  
22"



1400  
55"

740  
29 1/4"



560  
22"

